

18th Annual Christmas All Club Luncheon

Happy Holidays to all the radio clubs

Once again our all club Christmas celebration at the Longhorn BBQ in the Spokane Valley was well attended. It seems like this event and hamfest around the area is where you see fellow hams only once or twice a year that you regularly talk with on the radio not to mention a good BBQ lunch.





From the Ham Shack of our President

KBARA Members,

Well, greetings again to all! Hope you all had a good hamfest on September 22nd. As for me, I was up that morning at 4 am and at the hamfest site at University High School at 7 am. For much of the day, I wandered about, met and shook hands with people I hadn't seen for a while, helped tend to the KBARA table setup by Betsy, N7WRQ and Jim, N7WRR. I heard he did pick up a few new members and membership fees. I attended a class about 1 pm. There was a drawing at about 3 pm, then came the post-event gathering/dinner at Timber Creek restaurant — had a delicious meal there and conversed with, in addition to Jim and Betsy, also John, W7OE, also a number of others. By the time I finally got home, tended to some things there, looked at my mail and all that, I had been on the run continuously almost 24 hours straight. I didn't have any trouble sleeping that night.


I spent about \$55 at the hamfest, saw a few items I had no immediate need for, but thought they just might come in handy sometime in the future.

Have any of you ever attended one or maybe both of the KBARA Saturday morning breakfasts? Well, there are two of them, one at Frankie Doodle's restaurant at E 10 3rd Street downtown new 3rd and Division. The other is at Perkin's restaurant near the corner of Division and Spokane Falls Blvd. I try to make both of them every Saturday morning that I possibly can. I find them invaluable for picking up bits of info just by listening to all the chatter and conversation. It gives me a better picture of just what is going on inside KBARA. I recommend them to all and guarantee you will enjoy it. Both begin at 6:30 am and begin breaking up at about 8:00 am.

On November 27, 2018 I convened an officer-director-owner-official meeting at the Timber Creek restaurant out at Montgomery and Argonne Road. My reasons for calling the meeting was to simply get together, enjoy a good meal, and just "clear the air" on a few things with some frank and honest conversation. Present were myself, Dennis, KF7UTH, Scott, KA7FVV, Betsy, N7WRQ, Jim N7WRR and Dan, KG7ZCW. Since becoming KBARA's president last June, I had, just in going about my "presidential" duties, noticed some friction and uneasiness about a thing or two in certain quarters of the KBARA repeater organization. And, as I said, I just wanted no doubt whatever that we all felt much better about things when leaving the meeting than what had been the case when we arrived. We invited John, W7OE to come but he was unable to make it, much to my disappointment, as I've no doubt he would have had some very insightful comments to add. Oh well, next time maybe.

My thanks to all.

73, Dennis, KF7UTH
President KBARA



Thoughts and Observations

My First Experiences in Radio Communications

by Dennis, KF7UTH

Prior to getting my HAM license in 2012, I previously had acquired no experience what so ever with radio communications, beyond listening to radio adventure, mystery, comedy, and popular hit songs/tunes. I had done, perhaps, a lot of receiving, but absolutely no transmitting.

The only exception I can find is my time serving as a U.S. Army rifle platoon leader back in the 1960's. I controlled and directed a so-called rifle platoon composed of three rifle squads and one weapons squad. Each rifle squad was composed of about 10 men, eight of which bore a standard single-shot or semi-automatic rifle, plus tow men bearing a fully-automatic firing rifle. The weapons squad consisted of a similar number of men who, between them, operated two fully automatic machine guns, plus two LAWS (light anti-tank weapons), some times called "bazookas". The weapons squad was there to help the platoon subdue/overcome an enemy giving us particularly still or determined resistance.

As platoon leader, I controlled and directed my four squad leaders by means of a portable radio slung over my neck and one shoulder, each squad leader had one also. These radios were commonly refeffed to as "walkie-talkies", but were simply small radios by means of which I controlled my squad leaders, both in training maneuvers and actual field operations. When talking with them or giving them directions by radio, they sometimes were within visual contact and sometimes not.

So much for those below me in the chain of command. To communicate with my superior at company level, I had with me at all times a so-called RTO (radio-telephone operator) who carried a radio on his back called a PRC10 (later a PRC25). When ever I needed to confer with my superior (usually a captain; I was a lieutenant), my RTO would hand me a microphone, and I would proceed to make my transmission. Bat at company headquarters, wherever that might be situated, my company commander had, just as I did, a RTO with either another PRC10 or PRC25 mounted on his back, through which he controlled me and all other company platoon leaders. In addition, the


company commander had also to maintain contact with the battalion level of command, and for this he usually hand a much heavier, more-powerful jeep-mounted radio, as the distances involved at this command level could be and frequently were substantial.

As a battalion-level staff officer, which I also was for a time, I also had a jeep-mounted radio with much I communicated with the battalion commander and/or the battalion S-4 (logistics chief).

Editors Note: Found a picture of a PRC10 (right) and 25 and probably the walkie-talkie Dennis talks about.

Thank you for your service Dennis.





Thoughts & Observations Participation in Public Events

by Dennis, KF7UTH

Since receiving my ham license in early 2012, I have been a participant in ten such events, to be specific; 6 Lilac Day Parades, 3 Bloomsdays, and one, let's see, I believe it was back in 2015, a sort of mini-Bloomsday held over on north Market Street. I was one of a ham radio team very hurriedly assembled and dispatch to the site one Saturday morning. Anyway, it all adds up to a total of ten.


Just what advantage/reward awaits someone by participation in these events, or, putting it another way, just what's in it for you? Put very simply, it just looks good on your ham resume, in either written or spoken form. When you can say or write to someone "I was on the ham radio team at the Bloomsday race in 2016." It is a credential-enhancing factor right in the same league with being a net controller. It is always, repeat always, impressive.

In my first year, I participated in very little, nothing really. I had just gotten my license, nobody knew where or who I was, and I was just as ignorant myself of just what ham activities were going on. My first "public event" participation was at the Lilac Day Parade of 2013. By this time I had been making radio contacts, other hams were getting to know me, and managed to recruit me for the first time in 2013. Something I noticed right off on these public events, ham radio volunteer recruiting proceeds, almost desperately sometimes, right up until the very day of the event. It is a real task getting enough volunteers to make up an adequate team for the event, always is.

Well, whatever, I was recruited for the 2013 Lilac Day event, proceeded to the assembly point, and was assigned a post or station on the parade route with absolutely not a shred of training, instruction, or preparation of any sort. I wasn't of much use at that one, spent most of the whole 3-4 hours just standing at my station looking around, making mental notes on a lot of things, and listening to my radio.

A primary concern, (judging from the traffic on my radio), seemed to be in the spacing between parade elements. If the space/internal between two parades elements became too long or too short, there would be a flurry of radio traffic to correct situation, i.e., either slow one elements down to let the other catch up, or speed one up to catch up with the other, or whatever. Once correction at one place in the parade had been made, it would invariably have ramifications on element intervals elsewhere, so more frenzied chatter would follow almost immediately. Finally, a temporary state of equilibrium for the whole parade would be achieved, to last heaven only knows how long. Mind you, I am not trying to present this all as monotonous, boring or uninteresting. On the contrary, one of those interval adjustments I listened to was one of the most thrilling radio adventures I'd ever listened to.

Equipment: If I've managed to stir your interest in public events a bit, remember that equipment requirements are simple and basic. All you need is a 2-meter handheld with nothing more than a rubber-duddy antenna. Nearly all public events are done on the 2-meter band frequencies. Occasionally, another frequency band may be used, but only temporarily, and for only one particular sector post/station of the parade. It never replaces the basic 2-meter frequency. However, if this



Thoughts & Observations Participation in Public Events

by Dennis, KF7UTH

bothers you, then get yourself a dual band handheld, maybe even a multiband one. But a 2-meter is really all you will need. Others are available.

Now, one more thing you will need, well, two actually, what is called an “earpiece” microphone and a radio belt clip. Sometimes both of these come with the radio when you purchase it. Or they may be accessory items which you have to select and purchase separately. If you lack either or both, get in touch with your dealer and order ones for your particular model/make of radio. Once earpiece microphone is connected to your radio, and the radio hangs on your belt, you will find yourself able with ease to devote full attention to radio traffic and at the same time have both hands and arms free to wave, gesture, signal, things you may have to do not infrequently before all is over. No noise whatever emanates from your radio, all is channeled directly to your ear via the microphone cord. You transmit with a mini push-to-talk switch positioned on the microphone cord anywhere you like and can be manipulated with nothing more than the thumb and forefinger of one hand. Believe me, though, you will do a lot more listening than transmitting, I did kid you not.

And don't forget an emergency bag slung over your arm and/or shoulder, extra antenna(s), extra batteries, extra microphone(s), and yes, a full and complete extra radio, just in case.

There will be other things to cope with than interval and adjustments, spectators passing out on the sidewalk, injuries, accidents, lost children, petty crime (sometimes), ambulance and police cars must be summoned regularly and I promise you will get into some of this stuff, too. Stand tall and be alert, never complain, do your best at whatever falls into your hands to do.

Have an eyeball with you fellow hams. Join us at one of the venue's listed below during the week.

Saturday Mornings at 7am:

Perkins on Division and Spokane Falls Blvd

Frankie Doodles on Third and Division

Both locations great to grab some breakfast and meet and greet the hams you talk with on the air.

Wednesday Mornings at 11:30 am:

Ham on Broadway. Lunch at the Broadway Truck Stop



ANNOUNCING THE 38th ANNUAL MIKE AND KEY ARC ELECTRONICS SHOW & SWAP MEET

MARCH 9, 2019 @ 9AM
PAVILION EXHIBITION HALL

THE PUYALLUP FAIR & EVENTS CENTER

110 9th Avenue SW, Puyallup, WA 98371

ADMISSION - \$10 (UNDER 16, FREE w/ADULT)

TWO FLOORS WITH 44,000 Sq FEET OF EXHIBITION AREA (>300 tables)

TALKIN 146.82/22 (PL 103.5)

RADIO GEAR * COMPUTERS * CLUB & INFO TABLES * PARTS

SNACK BAR * FREE PARKING * CONSIGNMENT AREA

OVERNIGHT SC/RV Camping Available * LICENSE EXAMS

Table Reservation Information: (253) 631-3756, ddmdink@gmail.com or n7wa@arrl.net

VE Exam Information: (425) 788 0452, ag7t@arrl.net

cut cut cut

CONTACT NAME: _____ CALL: _____ BUSINESS NAME (IF ANY): _____

ADDRESS: _____

CITY: _____ STATE: _____ ZIP: _____

TELEPHONE: () _____ E-MAIL: _____

REGISTRATION TIPS

REGISTER EARLY AS TABLES ARE ASSIGNED ON A FIRST COME, FIRST SERVE BASIS AS DETERMINED BY POSTMARK. SPECIFIC LOCATION REQUESTS ARE HONORED ONLY IF THE SPACE IS AVAILABLE. BE FLEXIBLE AND GET GROUP REQUESTS IN EARLY.

EXAMPLE ORDERS: 1 TABLE & 1 SELLER = \$34
1 TABLE & 1 SELLER & 1 HELPER = \$45
1 TABLE & 1 SELLER & 2 HELPERS = \$56
2 TABLES & 2 SELLER = \$68
1 BOOTH & 2 SELLERS \$130

Please note any location/group requests, special requirements, or additional information below:

(WALK-IN ONLY) Prefer to pickup Registration packet at Gold Gate NE corner of the Fairgrounds? Check Here ()

SELLER SETUP TIMES

MARCH 8 (FRIDAY) 2PM TO 7PM
MARCH 9 (SATURDAY) 5:30AM TO 8:30AM

QTY	DESCRIPTION	\$
	COMMERCIAL BOOTHS @ \$112 EACH SELLER/HELPER Registrations NOT included, purchase below (200 SQ FEET, Four 8'X30" Tables Included)	
	SELLER TABLES 8'X30" @ \$25 EACH SELLER/HELPERS Registrations NOT included, purchase below (Includes access to electricity, bring minimum 50' UL listed extension cord)	
	SELLER REGISTRATIONS @ \$9 EACH (Limit of ONE per table purchased)	
	HELPER REGISTRATIONS @ \$11 EACH (Limit of TWO per table purchased) (Limit of ONE per info table)	
	DAY OF EVENT BUYER ADMISSIONS @ \$10 (HONORED @ 8AM, March 9th-SENT BY RETURN MAIL- NO ORDERS AFTER 02/20/19)	
	TOTAL ENCLOSED =	

MAKE CHECKS PAYABLE TO: MIKE & KEY ARC MAIL FORM AND PAYMENT TO DIANE DINKELMAN 22222 148TH AVE SE, KENT, WA 98042

ALL RESERVATIONS CONFIRMED BY RETURN MAIL (NO RESERVATIONS TAKEN OR CONFIRMED BY E-MAIL)

SECOND FLOOR INFORMATION TABLE REGISTRATION PACKETS WILL BE AT THE WALK-IN GOLD GATE UNLESS OTHERWISE REQUESTED CHECK DRIVE-IN: ()

Second Annual



**Saturday, June 15, 2019 at St. Paschal
Church, 2523 North Park Road**

7 AM to 3 PM

**If you would like to sell just bring your
goodies and pick a spot. There will be
limited tables available.**

There is no fee to sellers.

For more information please contact

Duane, KE7NUB at 509-435-7718

2018 SPOKANE HAMFEST

TREASURER'S SUMMARY

Admissions

Starting Ticket # 6790927

Ending Ticket # 6791350

Total Admission Tickets: 424

Profit from Admissions: \$2,120

Tables

Swap Tables: 49

Commercial Tables: 18

Income From Table Reservations: \$1005

Table Rental Charge from A to Z Rentals: \$438.68

Profit from Tables: \$566.32

Raffle

Individual Prize Costs

- \$500 Ham Radio Outlet Gift Certificate
- \$250 Ham Radio Outlet Gift Certificate
- \$500 DX Engineering Gift Certificate
- \$250 DX Engineering Gift Certificate
- \$87.03 for Raspberry Pi

Total for Raffle Prizes: \$1587.03

Cost for Printing of 2,500 Raffle Tickets: \$246.21

Shipping of Raspberry Pi to Winner: \$7.25

Total Expenses for Raffle: \$1,840.49

Receipts from Raffle Ticket Sales \$1,295

Profit from Raffle: (\$545.49) - Loss

Coffee Shop

Purchase of Coffee Shop Food & Supplies \$122.00

Coffee Shop Sales: \$174.00

Donations at Coffee Shop: \$67.76

Profit from Coffee Shop: \$119.76

Auction

Profit from Auction: \$15.00

2018 SPOKANE HAMFEST

TREASURER'S SUMMARY

Hamfest Setup Cost

Printing of Programs, Markers, Rolls of Tape, etc: \$499.20

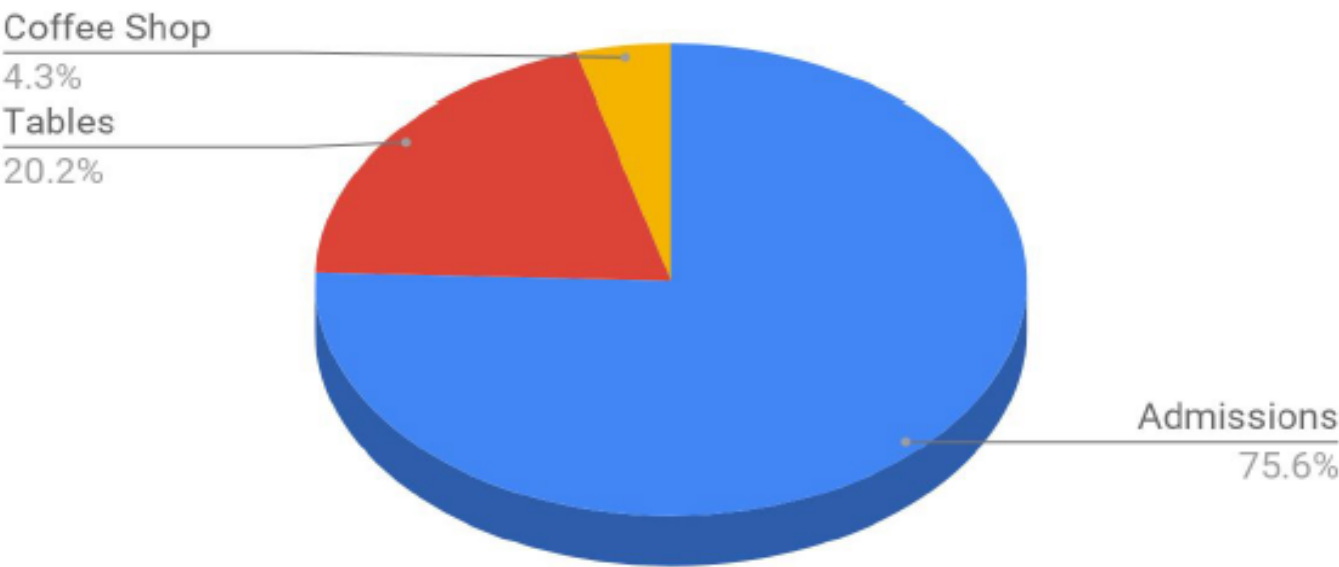
Tablecloths for Admin Tables: \$33.80

Total Hamfest Setup Cost: \$533.00

University High School

Donation to University High School Viable Vision Club \$600

Profit



Summary

Description	Loss	Profit
Admissions		\$2,120.00
Tables		\$566.32
Raffle	(\$545.49)	
Coffee Shop		\$119.76
Auction		\$15.00
Hamfest Setup	(\$533.00)	

2018 SPOKANE HAMFEST

TREASURER'S SUMMARY

Donation to School	(\$600)	
Total		\$1,142.59
Individual Club Profit		\$228.52

Funds to be Disbursed to Individual Clubs (Seed Money + Share of Profits):

Amateur Radio Club	Funds to Disburse
Inland Empire VHF Radio Amateurs	\$733.28
Kamiak Butte Amateur Repeater Association	\$733.28
Spokane DX Association	\$733.28
Northwest Tri-State Amateur Radio Club	\$733.28
Palouse Hills Amateur Radio Club	\$733.28

Bank Account Transactions

DATE	TRANSACTION	MEMO	INCOME	EXPENSE	TOTAL
1/5/2018	Bank Balance from 2017		\$54.03	\$0.00	\$54.03
3/9/2018	IEVHF Seed	2018 Seed Money	\$500.00	\$0.00	\$554.03
3/14/2018	KBARA and DX Association Seed	2018 Seed Money	\$1,000.00	\$0.00	\$1,554.03
5/1/2018	NW-Tri-State and Paluose Seed	2018 Seed Money	\$1,000.00	\$0.00	\$2,554.03
5/1/2018	Amazon.com 3rd prize	Raspberry Pi	\$0.00	\$87.03	\$2,467.00
5/4/2018	HRO 1st and 2nd prize	Gift Certificates	\$0.00	\$750.00	\$1,717.00
5/7/2018	DX Engineering 1st and 2nd prize	Gift Certificates	\$0.00	\$750.00	\$967.00
6/4/2018	Garland Printing	2500 Raffle Tickets	\$0.00	\$246.21	\$720.79
6/27/2018	Bank Deposit	Registrations	\$220.00	\$0.00	\$940.79
7/10/2018	Bank Deposit	Raffle Ticket Sales	\$202.00		\$1,142.79
7/10/2018	Bank Deposit	Registrations	\$90.00		\$1,232.79
8/3/2018	Bank Deposit	Registrations	\$100.00		\$1,332.79
8/3/2018	Bank Deposit	Raffle Ticket Sales	\$66.00		\$1,398.79

2018 SPOKANE HAMFEST

TREASURER'S SUMMARY

8/11/2018	Bank Deposit	Registrations	\$200.00		\$1,598.79
8/22/2018	Bank Deposit	Registrations	\$125.00		\$1,723.79
9/6/2018	Bank Deposit	Registrations	\$125.00		\$1,848.79
9/12/2018	A to Z Rental	Table Rental		\$438.68	\$1,410.11
9/19/2018	Refund to Grant Griffin	Check #1034		\$20.00	\$1,390.11
9/20/2018	Bank Deposit	Registrations	\$165.00		\$1,555.11
9/21/2018	Cash for Hamfest	Check #1035		\$1,000.00	\$555.11
9/22/2018	Tom Storer - Coffee & Donuts	Check #1036		\$122.00	\$433.11
9/22/2018	Refund to Douglas Gardner	Check #1037		\$10.00	\$423.11
9/24/2018	Bank Deposit	Hamfest Cash	\$4,403.76		\$4,826.87
9/24/2018	Reimburse David Carleton	Check #1038		\$533.00	\$4,293.87
9/24/2018	USPS	Ship Raspberry Pi		\$7.25	\$4,286.62
9/25/2018	University High School	Check #1039		\$600.00	\$3,686.62
	Bank Deposit	From David Carleton	\$33.80		\$3,720.42
	IEVHF Club Seed & Profit	Transfer		\$733.28	\$2,987.14
	KBARA Seed & Profit	Check #		\$733.28	\$2,253.86
	DX Association Seed & Profit	Check #		\$733.28	\$1,520.58
	NW Tri-State Seed & Profit	Check #		\$733.28	\$787.30
	Palouse Hills ARC Seed & Profit	Check #		\$733.28	\$54.02



Upcoming Hamfests and Events

Courtesy of N7CFO.com

February 16. Salem Hamfair & Computer/Electronics Swapmeet. Rickreall, OR at the Polk County Fairgrounds. *This is an ARRL sanctioned event.* <http://www.w7sra.com> . [Flyer in PDF](#) (383K)

March 9. Mike & Key 38th Electronics Show & Fleamarket. Puyallup fairgrounds exhibition hall, Puyallup, WA. *This is an ARRL sanctioned event.* <http://www.mikeandkey.org/index.php>

March 23. MicroHams Digital Conference. Redmond, WA. <https://www.microhams.com/mhdc/>

April 13. Yakima Hamfest. Yakima, Washington. <http://yakimaamateurradioclub.com/yakima-hamfest/>

April 13th & 14th. Communications Academy. South Seattle Community College, Seattle, WA. *This is an ARRL sanctioned event.* <http://commacademy.org/>

May 4. Electronics, Ham Radio and Experimenters Swap Meet, Kennewick, WA. Contact: Dan Durlinger KD7KJJ, DANCAR68@AOL.COM OR KD7KJJ@ARRL.NET

May 5. Maple Ridge Swap Meet. Pitt Meadows, BC. https://secure.eton.ca/rac/events/detail.php?event_ID=1973

May 11. Stanwood Camano Amateur Radio Club Flea Market and Hamfest, Stanwood Middle School, Stanwood, WA. *This is an ARRL sanctioned event.* Contact: Fred Laun, w7pig@arrl.net [Flyer in PDF](#). (895K)

May 18 & 19. River Radio Campout 2019. Pateros WA. Sponsored by the Okanogan County Amateur Radio Club. Free "dry" camping along the Methow River at Pateros. Always the weekend prior to Memorial Day Weekend. w7orc1@gmail.com . <http://www.w7orc.com/> . Contact Mike W7MCM, skippermike53@gmail.com . (509)689-3164.

May 18. PNW DMR gathering. Valley Camp, North Bend, WA. <http://trbo.org/pnw/index.html> <https://dmr.groups.io/g/PNW>

May 31-June 2. SEA-PAC Hamfest and ARRL Northwestern Division Convention. Seaside Convention Center, Seaside, Oregon. info@seapac.org . www.seapac.org/ .

June. Port Ludlow ARC Old Fashion Tail Gate'r. Port Ludlow, WA. <https://www.n7pl.org/>

June 7-9. 51st Annual Apple City ARC Hamfest. Apple City ARC. Dryden, WA. (Five miles east of Leavenworth on Hiway 2). <https://www.applecityarc.com/>

July. Chehalis Valley ARC 20th Annual Pacific Northwest Ham Radio Tailgate Swapmeet. Lewis County Fairgrounds. Contact John Ellingson, K7OSK. k7osk@boatanchor.com . <http://www.cvars.org/>

July 19-21. Glacier Waterton International Peace Park 85th annual Hamfest. (Always the third weekend in July) Glacier Meadows Campground, 13 miles west of East Glacier on MT Hwy 2. <http://www.gwhamfest.org/>



July 12-14. QRP Salmoncon. Valley Camp, North Bend, WA. <https://sites.google.com/site/pnwqrp/salmoncon>

July 20. Coos County Radio Club annual Hamfest and Swapmeet. North Bend, OR. <http://www.coosradioclub.net/> (Always the third Saturday in July)

Area Repeaters


KBARA Repeaters and Echolink/IRLP Nodes

Frequency	CTCSS Tone	Location	Call sign	RF Link
Repeaters				
223.90 MHz	None	Stensgar Mtn	AK2O	Hub
147.38 MHz	None	Mica Peak	W7OE	AK2O—223.90
147.36 MHz	None	Stensgar Mtn	K1RR	Hard wired Hub
147.02 MHz	None	Lookout Pass	K7HPT	W7OE—147.38
147.28 MHz	None	Pikes Peak	KD7DDQ	AK2O—223.90
147.32 MHz	103.5	West Twin, Moscow	KA7FVV	IRLP
Links				
Echolink KB7ARA-R	N/A	Spokane, WA	KB7ARA-R	AK2O - 223.90
IRLP Node 3636	None	East Tiger Mt	KB7ARA	145.33 & Ref 9075
IRLP Node 3638	None	Spokane, WA	K1RR	AK2O—223.90 & Ref 9075




KBARA Membership / Support Information: The KBARA repeater system consists of several privately owned linked Amateur Radio repeaters. It covers an area from northeastern Washington to northeastern Oregon, and from western Montana to central Washington. The KBARA system is also part of the Evergreen Intertie, an interconnected group of repeaters located in western Washington and Oregon. The primary purpose of the KBARA repeaters is to provide a means for emergency communications within the above areas, and secondarily for routine radio traffic. It makes possible a single system of mobile communications coverage, extending the limited range provided by any single repeater operation. The KBARA FM repeaters operate in the VHF bands and are linked by UHF radios. All licensed Amateur Radio operators are welcome to use this open repeater system. Your support would also be greatly appreciated. Please visit this site for more information:

<http://www.kbara.org> and visit http://groups.yahoo.com/group/evergreen_intertie



Testing is held the 3rd Wednesday of every month at Spokane Fire Station No. 4 at 1515 W 1st Avenue, Spokane. Brought to you by Glen, K1RR. If you have any questions please contact Glen at glen@k1rr.com or 509.216.0666.

To support KBARA, please send your contributions to:



KBARA
PO Box 30801
Spokane WA 99223-3013

Annual support is \$15 per calendar year for a single membership and \$20 for a family membership. Dues are due in January of each year and if paid between September 1 and December 31, they will be applied through the entire following year. Also, any contribution will be gladly accepted to the Repeater Fund. This can also be done via PayPal on our webpage at www.kbara.org.

KAMIAK BUTTE AMATEUR REPEATER ASSOCIATION

PO Box 30801

Spokane WA 99223-3013